

DOUBLE CLICK

A Monthly Publication of Macintosh Users East (MaUsE)



MaUsE
Next Meeting
March 25th

March 1998

M U L T I - A D
CREATOR²

Creator2 Demo
ColorSync 2.5
New 300mhz G3

EXECUTIVE CONTACT LIST

Please feel free to contact any of the following individuals if you have comments or questions relating to Macintosh Users East or Macintosh computing in general.

PRESIDENT		
Bruce Cameron		(905) 983-9205 Orono e-mail: bcameron@lisnet.net
TREASURER/MEMBERSHIP CHAIRMAN		
Doug Kettle		(905) 683-3214 Ajax
LIBRARIAN		
Mary McCarthy		
BBS ADMINISTRATOR		
Jim Foster		(905) 432-0921 Courtice Compuserve ID: 76366,566
MaUse BBS - THE SOURCE		
Courtice		(905) 404-6603 33,600bps (905) 404-9874 14,400bps
SPECIAL EVENTS		
Chris Greaves		(705) 887-2508 Fenelon Falls e-mail: cgreaves@peterboro.net
EXEC-AT-LARGE		
John Field		(905) 885-8718 Port Hope Bus: (905) 644-4736 Oshawa Fax/Data: (905) 885-8618
PUBLICITY CHAIRMAN		
Mark Fenton		
MaUse MESSAGE LINE		
		(905) 433-0777
DOUBLE CLICK		
DOUBLE CLICK EDITOR		
Neil Oates		(905) 623-7222 Bowmanville e-mail: neptune@osha.igs.net
PRINTING & DISTRIBUTION		
Doug Kettle		(905) 683-3214 Ajax
ADVERTISING SALES		
Tom White		(905) 655-3201 Brooklyn

ADVERTISING

Full Page	8 ^{1/2} x 11	\$40.00
Half Page	7 x 4 ^{1/2}	\$25.00
Quarter Page	3 ^{3/8} x 4 ^{1/2}	\$15.00
Business Card	3 ^{1/2} x 2	\$10.00
Inserts	Max. 8 ^{1/2} x 11	\$50.00



From the Editor

Well, Spring is almost here and it's about time to renew your MaUse membership. In the meantime, sit back and enjoy this month's issue of Double Click. You can marvel at 8 pages this time around!

(I guess I'm getting the hang of this?)

At a member's request, I have included a tentative schedule of what to expect from MaUse over the next few months.

(see page 6 for details)

Neil Oates

Contents

Multi-Ad Creator 2	pg3
Thoughts on Macs	pg3
Equipment Sale	pg3
ColorSync 2.5 Out Now	pg4
Keynote Address	pg4
PII Gets Toasted!	pg5
300mhz G3 Unleashed	pg5
Coming Soon	pg6
Monopoly Review	pg8

MaUse Mailing Address

Macintosh Users East
419 King Street West
Oshawa Centre P.O.
P.O. Box # 30530
Oshawa, Ontario
L1J 8L8

Multi-Ad Creator 2



Creator2 – the next generation in design software for the MacOS with features that expressly make your creative process easier and more productive.

Because more of the functionality you need is included in one application, you can spend more of your time working instead of searching for the right tools. Best of all, Creator2 is customizable by adding functions and menu selections specific to your workflow. Creator2 is perfect for ads, brochures, packaging, catalogs, letterheads and other graphic collateral. Whether you're an art director, designer, graphic artist or other creative professional, Creator2 is packed with great features so you can spend more of your time doing what you do best – Design.

Flip to page 7 for an example of what can be done with Creator2.

Creator2 retails for \$899 Can.

web -

creator2.multi-ad.com

Thoughts on Macs

Our family has been living in a state of turmoil since our move from a four bedroom home to a 3 bedroom townhouse. We have been plastering, sanding, painting,

removing carpet....laying carpet, installing laminate flooring in our kitchen along with trying to find a space for all the things we CAN NOT live without!! Do you know the Mac has been a real help and design tool for us. I may not always know how to use the Mac to do room layouts or design floor board directions, but I can come up with the ideas faster than my husband can get the information into the computer. Did you ever think of using your computer for such down to earth and practical home type help? One thing I think everyone new to computers needs to hear and believe.....there is very little you can do to your Mac that will ruin it or wipe out any vital information. So don't be afraid to get a little help and then sit down by yourself and try to see how you might benefit from using your computer. Think of all the gardening layouts, recipe files, colour schemes, craft ideas, etc. you could be trying. Remember, it is never too late to get in on a good thing. Enjoy your Mac!!

Donna Oates

Equipment Sales Up

Editor Neil dropped me a note tonight suggesting that Double-Click readers might be interested in an update on how we have been doing with the Grande MaUsE Equipment Sale. So here goes ...

First of all, we posted ads for various pieces of equipment in

Double-Click and on our BBS exclusively directed at MaUsE Members. We figured it was only appropriate to give our club members first dibs at the great deals. Good intentions, but not the shrewdest marketing move, as there was very little interest shown for the following two weeks.

Since MaUsE Members were not banging down our door to buy goods, we then posted ads on BBS's in Toronto, and Mary McCarthy was good enough to repost those ads on Scribe, another FirstClass BBS which reaches a lot of young folks and adults in the Education arena. This has been a very good decision, as quite frankly we have had a LOT of interest from all sorts of different people in Toronto.

So far, we have sold:

- the 21" Apple colour monitor
- the 21" Apple monochrome monitor
- a stripped down Mac Ici system
- the Macintosh Quadra 700 system
- the first of our PowerBook 170's
- 2 of our Apple 16" monitors, and
- the 330 Meg Micronet Hard Drive

Plus, we are 95% certain of having sold the Macintosh LC system.

All this is particularly gratifying to the writer, who initially had sunk almost \$700 of my own money in various upgrades to these units getting them ready to be sold. Right now, all of the monies we have collected on the sale of this equipment are sitting in a Savings – *continued on page 6*

Apple News



Get ColorSync 2.5 Now!

Download ColorSync 2.5, the latest version of Apple's color management architecture for the Mac OS. New features include Monitor



Calibration Framework, multi-processor support, integration with AppleScript, Profile Management enhancements and helpful new tools and utilities.

web - colorsync.apple.com

Keynote Address

Apple interim CEO Steve Jobs was greeted with applause by the publishing crowd here at Seybold Seminars New York 98 today when he rolled out ColorSync 2.5 and announced that the system-level color-management technology will extend to the Windows platform.

During his keynote address, Jobs also introduced a 300-MHz Power Mac G3 and a new, high-style LCD display. In addition, Jobs impressed attendees with a technology demonstration of a Mac running on a 400-MHz PowerPC G3 processor.

Jobs quoted Adobe Systems Inc. CEO John Warnock, calling Apple's ColorSync technology "the *lingua*

franca for cross-application work." Jobs said ColorSync will move to Windows by the end of the year or early in 1999. In addition, he said Adobe has committed to supporting ColorSync fully in all its publishing products, including Acrobat, Illustrator and Photoshop.

"There really can be reliable cross-platform standards," Warnock said when he joined Jobs on stage. Warnock said reliable color was "absolutely essential for Acrobat" and added, "We want color to be a very predictable science."

ColorSync will also be added to Apple's QuickTime technology. Apple demonstrated support for embedded profiles and monitor intents within QuickTime 3.0. With a ColorSync effects filter, QuickTime rendered a color-corrected video in real time.

"It's about time" for a cross-platform version of ColorSync, said Shalon Clevenger, Web editor at International Reading Association of Newark, Del. "It's a good example to put forth for both platforms. I'm tired of all the wars." ColorSync 2.5, which Jobs said is shipping now, supports Apple-events scripting, calibration and multiple processors. In addition, he said Microsoft Internet Explorer 4.1 will use ColorSync when it ships in April.

Web developer Andruid Kerne, principal of CreatingMedia of New York, said his company is starting to use ColorSync for its site and clients. However, he said widespread cross-platform adoption may take several years. "Getting it into distribution, out in the channel - that will make the big impact," Kerne said.

Jobs also unveiled a new feature for QuickTime. In a demonstration, Apple Vice President of Product Marketing Phil Schiller used Photoshop to paint on four frames of video, then created a time line to play them sequentially. QuickTime handled the layers automatically, without having to render the sequence.

In addition, software shared the stage with several hardware announcements, which drew applause from the publishing assembly.

"There's a real need for speed," Jobs said, offering a technology demonstration of a 400-MHz PowerPC. He said the prototype chip was based on a copper process (see 02.09.98, Page 1). In early 1999, Apple will ship systems using the high-performance copper-process chips, he said.

Jobs also rolled out a 300-MHz version of the Power Mac G3. A
- continued on next page

Pentium II Gets Toasted!

CUPERTINO, California--March 12, 1998--Apple Computer, Inc. last night unveiled a new 30-second television commercial, titled "Toasted Bunny," as part of Apple's worldwide "Think different" campaign. The commercial, which aired during ABC's prime time line-up, delivers the message that Macintosh computers based on the new PowerPC G3 chip are up to twice as fast as computers based on Intel's Pentium II chip (BYTEMARK tests independently developed by industry-trusted BYTE magazine).

"Our lightning fast G3 computers have been the most successful products launched in Apple's history," said Steve Jobs, Apple's interim CEO. "Our newest commercial captures this momentum and the passion we feel for our products."

The "Toasted Bunny" commercial is expected to run for several weeks. A QuickTime version of the commercial is also available on Apple's website.

web -
www.apple.com

300mhz G3 Unleashed

Apple this week at Seybold Seminars New York 98 added a 300-MHz option to its line of Power Mac G3 desktop and minitower computers.

A base desktop model costs \$2,499 and features 512 Kbytes of Level 2 backside cache running at 150 MHz, a 4-Gbyte hard drive, a 24x CD-ROM drive, 32 Mbytes of synchronous dynamic RAM and 2 Mbytes of synchronous graphics RAM.

A more fully outfitted system that comes in a minitower case and features a 4-Gbyte Wide Ultra SCSI-3 hard drive, 24x CD-ROM drive, 64 Mbytes of SDRAM and 6 Mbytes of SGRAM has a street price of \$3,359. The model features 1 Mbyte of backside cache running at 150 MHz.



Another minitower configuration with 1 Mbyte of backside cache running at 150 MHz, two 4-Gbyte Wide Ultra SCSI-3 hard drives, Conley Corp.'s SoftRAID 2.0, a 24x CD-ROM mechanism, 128 Mbytes of SDRAM, 8 Mbytes of SGRAM, 8 Mbytes of video RAM, graphics card, and a dual-speed 10- and 100-Mbps Ethernet card has a street price of \$4,899.

The two minitower systems can be purchased through the company's Apple Store and authorized resellers.

Apple said 300-MHz models are also available through the company's build-to-order operation. With the 300-MHz G3 system, Apple said it is adding several more options for systems built to order.

Users can now add a DVD-ROM drive and Conley's SoftRAID software through the build-to-order system. A FireWire digital video card will be available in April, Apple said. The company already offers a dual-speed Ethernet card, a graphics card and memory upgrades as options.

- all prices in US dollars

By Clifford Colby
clifford_colby@macweek.com

- continued from previous page
version with 1 Mbyte of backside Level 2 cache (running at half the processor speed), 128 Mbytes of RAM, 6 Mbytes of video RAM, a graphics card with 8 Mbytes of VRAM for dual monitor support and an 8-Gbyte Wide Ultra SCSI-3 array will cost \$4,899.

The crowd cheered as Jobs conducted a "bake-off" demo between an Intel Pentium II-based workstation and Apple's G3 line, including the forthcoming processor and Apple's current 266- and 300-MHz systems.

He also unveiled the Studio Display, a \$1,999 flat-panel monitor that he said will ship in early May. Perched on a glowing blue stand, the active-matrix LCD has a 15.1-inch viewable area and supports multiple resolutions from 640 by 480 pixels to 1,024 by 768 pixels. It will also handle NTSC, PAL (European) and SECAM (French) video-in.

Jobs dodged questions about forthcoming consumer products and low-cost Macs. He said, however, "Apple hasn't had a great consumer product in the past couple of years. This fall, Apple will have some good stuff."

By David Morgenstern and Kelly Ryer
david_morgenstern@macweek.com
kelly_ryer@macweek.com

Newton Goes Rotten


Apple has unfortunately pulled the plug on any further development of the Newton and Message Pad. There are rumors though, that the handheld product line may be bought and marketed by another company. . . more next month!

- continued from page 3

Account where they will stay until the expiration of the 30 day "money back guarantee" period, but assuming that we don't have any returns we are over \$1,300 in the black at this stage.

At first blush, this may seem like a LOT of money, but keep in mind that we are going to need a LOT of money to buy the components needed to get the rest of our "donatable" Macs in proper running order. Plus, we have a dozen LaserWriters which each need \$100 to \$150 put into them to get them back into proper operating condition. It is a great start, but our challenge now is to continue the momentum.

While many desirable items have already been sold, I'd like to point out that the program will continue, not only with those previously advertised units which are still available but with the addition of several more PowerBook Macintosh's in which we are investing some money to get them ready for sale. For example, we have six PowerBook batteries on order, each of which will cost about \$100.00.



I particularly draw your attention to the Macintosh IIsi systems still available to MaUsE members for the ridiculously low price of \$325.00. At this price, you should buy several and wire them together into

your own little LocalTalk network in your home!! I intend to bring one of these systems to our March 25th meeting just so everyone can get a good looksee at it ... many people are not familiar with the IIsi model, which may be one reason why we still have several systems left.

Also still available is the flagship of our "for sale fleet", a Macintosh Quadra 950 with 64 Megs of RAM and a 1.3 Gigabyte hard drive. While not a PowerPC, this is one powerful and expandable Macintosh which deserves consideration if you are looking to upgrade from your current non-PowerPC Mac but must do so on a tight budget.

Anyway, while I am happy to be making many drives into Toronto to drop off these items, I can't help but think that our own members are missing some great opportunities. If you have any comments, questions, or concerns about the Equipment Sale program, drop me a line on the BBS or leave me a message at 433-0777.

See you at the meeting!

Jim Foster

Coming Soon - by request

Monthly Topics:

For **April** or **May** we have Microsoft doing a demo of Office '98.

For **June** we have Bernard Decker of *Apple*, which leaves only one month for which we have no topic.

I am considering doing a demo of Virtual PC 2.0 from Connectix. Would that interest anyone?

The first member to help me fill this column will win a prize!

Unique Creator2 Features:

- 1.....Draw & Multi-Page Program
- 2.....Powerful Image & Text Search™ Database
- 3.....Make Style Model
- 4.....Powerful/Finite Text Editing
- 5.....Mask Graphic
- 6.....Text Overflow/Hidden Text Warning
- 7.....Make Matrix
- 8.....Files (Image & Text) Desktop Reference
- 9.....Fit Text Block
- 10.....Copy Fit
- 11.....Special Containment Tool
- 12.....Page Setup Database
- 13.....Powerful Scripting
- 14.....Paste/Copy Type Specs
- 15.....See Separations On-the-fly
- 16.....Fast/Easy Lock to Page
- 17.....Borders Database
- 18.....Unique Cornering
- 19.....Path Tool to Crop Part of an Image
- 20.....Powerful Guide Setup
- 21.....Very Easy Leader/Paragraph Setup
- 22.....Spell Checker with Extras
- 23.....Great Drawing & Editing Tools - Fewer Steps

Draw & Page Layout (1)

Creator2 is a highly sophisticated multi-page layout and draw software made expressly for designers. Take a close look at this powerful software with outstanding features not found anywhere else and the reason why it won Best of Show at Apple Expo London (Nov.97) and recently nominated Best Product of the Year!

Image/Text Database (2)

Search 3.1™ is part of the Creator2 package but because of its extensive nature, installs separately from the Creator2 CD. This unique text and image database has to be used to be appreciated. Thumbnails of text and images can be added independently or your entire hard drive can be scanned. You can add keywords, groups and/or use boolean directives to quickly find, say all the bicycles in

your database. Notes or information can also be added to each image if you like. This is truly a must in organizing your workflow. You can then get full info on your data and drag and drop to your Creator2 desktop. Get this running right away, you'll love it!

Make Style Model (3)

Save extremely complex paragraph styles. No other program that we are aware of offers the degree to which this component goes to save, apply, import or export a multi-complex style. Much more sophisticated than the text or paragraph style editor, the "Make Styles Editor" does the most difficult or complex styles editing in one step!

Dinner Out..... **\$12.95**

Powerful/Finite Text Editing (4)

With the text tool selected, use the short-cut key and press Command+ Shift+ A and you will see just the beginning of what we mean. Notice the ability to modify the extent of bolding, italics, outline or shadow and the ability to apply colours to text or shadow in the same screen. Click the "Style" above the Effects window and find many other features. Superior typography.

Mask Graphic (5)

You want to add an image to an image or a drawn element and the image you import that seemed to have a transparent background, in fact has a white background making the picture a rectangular box. Not to worry, just click mask graphic from the "Elements" window and the white background box disappears! Any solid background can be eliminated in one keystroke.

Text Overflow/Hidden Warning (6)

You cannot leave Creator2 without saving or canceling and if there is text that has not been fully extended from a text box a "notice/warning" will display telling you that there is text that is hidden and whether you want to continue. This is a very powerful and helpful feature when you are working quickly and may have inadvertently left an important line of text unresolved.

Make Matrix (7)

A much more sophisticated way of step and repeating or

duplicating, with Make Matrix, you can fit a specific graphic or text file in to rows and columns and have this repeat into a certain or predefined area.

Files Palette (8)

This is a great way to keep track of imported text or images for the document you are working on. Add to the box as you import or if you know all the files beforehand, then add them all at once and then drag or click them into your page.

Fit Text Block (9)

Rather than have a lot of text boxes around that are only partially filled with text leaving it difficult to make selection of graphic or text files, Creator2 allows you in one quick step to reduce the unused portion of the text box, leaving your page tidy and easily selectable.

Copy Fit (10)

This is a quick way to get text to fill a space you want with a header or caption. Just drag your text-tool to the boundaries you want to fill and press "copy fit" or quick key "Command+ Shift+= " and presto you have a banner or header the exact size you require in one step.

Containment Tool (11)

In order to create new dimensions in image control within Creator2, the "convert shapes to paths" allows you to snap pictures into a box or in to a series of boxes or shapes using the containment tool. Or after converting an image to curves you can actually crop the picture to the shape you require and then drop it into another picture or solid background in a couple of keystrokes.

Take any image and drop it into any drawn or predefined shape or group of shapes creating some very special effects not previously found in a page layout software. When clicking the Containment Tool you will notice fitting options like "fit exactly" or "no scaling" or "fit within container" etc.



Page Setup Database (12)

This may be a little misunderstood in the beginning but in

opening a Creator2 document you have the choice of going to industry-standard predefined layout sizes or making and saving your own specific-sized pages that can be added to the database. You can also choose to turn on or shut off the default blue and red guidelines that show actual page size and printable area. This feature can be shut off by going to the document settings window under the "Document" heading. Here you can uncheck "paper outlines" and if you like you can check "ornaments", which will actually show you bullets, crops etc. and or anything that you have checked in the ornament section, further down in the same section. Look further along to see Print Output Device Setup.

Powerful Scripting Editor & Useable Scripts (13)

There is no doubt that Apple Script integration can very easily lighten your work load. Creator2 is not only capable of utilizing powerful high-intensity scripting...you can even record and make your own scripts while you work....its easy with Creator2. Other programs like Quark 4.0 can utilize script editing, but not to the degree that Creator2 does, nor can they easily allow "simple record" while working within the application.

Creator2 provides a number of scripts that come with the program with others being written offering users a multitude of extra features.

Paste/Copy Type Specs (14)

This feature as simple as it is, allows the user to quickly replicate a format and use it elsewhere in the document. Simple with no setups to think about, just work and fly!

See Separations On-the-fly (15)

With Creator2, you can view and edit separated graphics from right inside the program to accurately assess colour breaks. This technology enables colour separations of included images and graphics, and on-screen proofing of entire jobs, ensuring that the colours on the screen will match the printed result.

Fast Easy-lock to Page (16)

While other programs have complex levels that can be turned on and off, Creator2 provides a simple lock-to-page that can be done in flight with little to think or worry

about. The image or objects simply lock to the page in the position you want them.

Borders Database (17)

Hundreds of borders in dozens of categories make creating ads or fancy borders easier than ever. Just double-click on the border box in the Tools box and a window will come up that you can choose from. Once chosen, just drag the shape of your box and presto, its that simple!

Unbeatable Cornering (18)

Cornering control not seen in other programs is very easy to use in Creator2. Simply draw a bounding box of any kind, rectangle, square etc. then select the "reshape tool" (the one in the top-right corner of the tools palette) and click on one of the corners of your box. You will notice that a small window opens. This window is very self-explanatory, you can click on "type" of corner you would like to make, you can click the "chain icon" to adjust one corner, two or all. You can move in an x/y mode (up/down or left/right) creating a wide-variety of custom cornering effects.

Crop an Image (19)

You've imported an image but it would look better if it was not in a square box, or you need just a portion of the image. Not a problem with Creator2, just take the pen tool, trace the area that you want and close the tracing boundary by clicking back to the starting node...then go to the script icon in the menu to the right of View and go to "Mask With Shape" and presto you have a fully cropped image that can be placed into another background without the box. From within Creator2!



A Quick Effective Guides Setup (20)

With the Arrow Tool, go to the Arrange menu and to "Setup Guides". Here is a quick very self explanatory way to make predefined columns and rows that can be added to the master page and saved for future usage.

Best Leader-Set Program Anywhere (21)

Have a price list you want to prepare with a leader or a listing you want to make wherein you want to use a leader to help visually coordinate the left column with the right column? It could not be simpler than with Creator2. Try this. Enter a few words of text and then with your cursor click the above ruler. You will notice a little pizza shape icon below the ruler where you clicked. Click the icon and a menu will come up that is very simple. Want a leader? Yes. Click the type you want. Want a decimal alignment? Then click your preference... that's it! Sorry it was so simple in comparison to other leading programs but you are using Creator2 and we are a designers best friend.

dkakj.....\$5.50

Spelling Checker (22)

As spelling checkers go this is a great one. Go to the Document window and click Check Spelling or simply click Command L and you're there. To alter the kind of spell check you perform, click on Rules for options to turn on or turn off. Creator2 even checks formatting for you.

Sophisticated, Easy, Fast Drawing Tools (23)

Draw any shape for a given project or, trace part of an image in order to clip the path to place elsewhere. Fine management has never been easier. Draw using the Path or Freehand tool. Here are the basic tool commands using the Reshape tool (top right corner of Tools box).

Command + click line.....Add a node
Option + click line.....Break a line
Option + click node....Change node to Smoothing or Back

Square nodes.....Unsmooth nodes
Round nodes.....Smooth nodes

Adding Output Drivers to Page Setup

Loading these drivers would be for service bureaus or users that are use to seeing the output printer page setup available with all its options and that will be outputting to film via Creator. Optionally, the page or pages could be output as an EPS format and then imported into another software.

The following requires the latest LaserWriter 8 software update of 8.5.1 from the Apple FTP site.

Loading new drivers eg Lino330, 630 or Screen:
Lino 330 for Linotronic Output Devices (film) maximum 12" width, any length. Lino 630 maximum print area is 17x19" or Screen Driver to 25x35".
Go to Hard drive and to "Apple LaserWriter Software" folder. Then run the "Desktop Printer Utility" printer-no connection. PDF must be in the "System/Extension/Printer Description" folder. Software Laser 8.5.1 running.
For the actual drivers, contact Alan Arthur and they can be easily emailed to you upon request.

Key Board Shortcuts


Enter	Toggles Text & Arrow
Ctrl + Tab	Activates Arrow Tool
Command + Tab	Activates Text Tool
Control + Cursor	Activates Hand Tool
Ctrl + Shift	Cursor to Enlarge Icon
Ctrl + Option	Cursor to Decrease Icon
Tab	Selects various elements
Command + Z	Undo
Command + N	New Page
Command + O	Open
Command + S	Save
Command + P	Print
Command + Ctrl + P	Page Setup
Command + Q	Quit
Command + T	Actual Size
Command + F	Fit In Window
Command + E	Enlarge
Command + R	Reduce
Command + Option + R	Rulers
Image Selection	
Command + =	Bring To Front
Command + Shift + =	Bring Forward One Level
Command + -	Move to Back
Command + Shift + -	Move Back One Level
Command + H	Center to Page Horizontally
Command + Y	Center to Page Vertically
Command + G	Group
Command + U	Ungroup
Type Changes	
Command + Shift + A	Main Type Window
Command + Shift + F	Paragraph Window
Command + Shift + P	Plain Text

Command + Shift + B	Bold Text
Command + Shift + I	Italicize
Command + Shift + U	Underline
Command + Shift + O	Outline
Command + Shift + S	Shadow
Command + Shift + ;	Superior
Command + Shift + '	Inferior
Text + Command + >	Enlarge Text One Point
Text + Command + <	Decrease Text One Point
Command + Shift + =	Copy Fit
Command + B	Fit Text Block
Command + Option + M	Make Styles Model
Command + L	Check Spelling
Command + Option + L	Check Selected Spelling
Command + Option + F	Find / Change
Command + K	Tracking Menu (Em spacing)
Shift + Ctrl + Space	Point Size Space
Shift + Space	1/2 Point Space
Ctrl + Space	1/4 Point Space
Elements	
Command + Option + W	Pen Weight
Command + Shift + G	Fill Gradient
Command + Shift + T	Fill Texture
Command + Shift + Option + T	Shadow Texture
Command + Shift + Option + G	Shadow Gradient
Command + I	Import Graphic
Command + J	Import Text
Option + *	• (bullet)
Option + 2	™
Option + 4	¢ (cent sign)
Option + R	® (registered)
Option + G	© (copyright)
Command + Shift + 3	Screen Capture

Enter Your preferred measurement in any type box:
3 pi, 3 po, 3 ce for 3 picas, 3 points or 3 centimeters.

Reviews

by you —



Monopoly CD-ROM

by Neil Oates

This month's review is of a game that I just bought for my Mac, Monopoly on CD-ROM. This game is available for both Windows users and us Mac fanatics, and features full 3D animation and internet playability. The game supports up to 6 players and offers local

network play and internet play. A 14.4 modem is required if you'd like to play over the net.

The game is the same as the classic board game from Parker Brothers, but it also integrates special features that only a CD-ROM can. Each player's game piece is a 3D rendered graphic, complete with a variety of animations (ie. the dog runs and barks along the board). When a player is sent to jail, a police man pops up and blows his whistle, at which time you're sent to a 3D prison cell. Other interesting features include: multiple language support, cheats, varying rules, and computer opponents.

All in all, this is a pretty fun game, especially if you're a fan of Monopoly. One tip though, if

you're not logged onto the internet, don't click on "Network Game" – crash city!

Monopoly from Westwood Studios, and Hasbro Interactive retails for \$29.99 Can.

The system requirements for the game are as follows:

- 68040/25mhz (or better) or PPC System 7.5 or later
- 4 megs available RAM
- 256 colour or higher display
- Hard drive with 15 megs available
- Double-speed CD-ROM drive

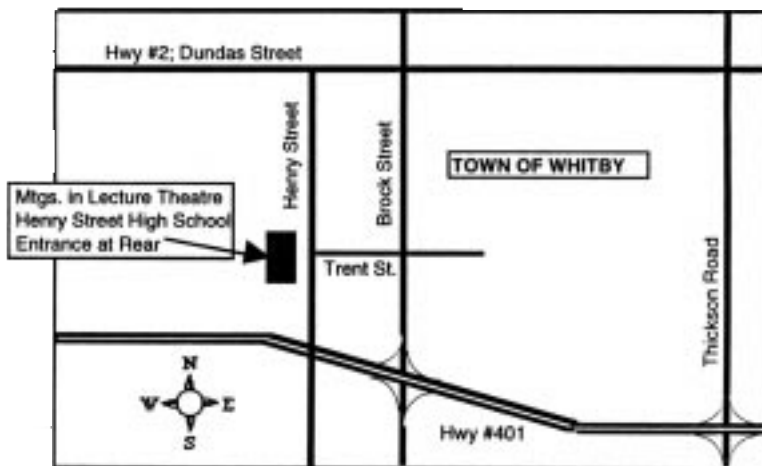
Internet play requires PPP/SLIP connection, with a minimum 14.4 modem

- web

www.monopoly.com



MaUsE Meeting Location



About Double Click

Double Click is produced monthly, where possible, by and for members of Macintosh Users East (MaUsE), an Apple Macintosh Computer Users' Group Serving the Durham Region & environs, for the purposes stated in its constitution. There is no charge for this publication. Articles published in Double Click may be reproduced for non-commercial purposes by other Macintosh User Groups or interested parties without prior permission. Any other reproduction of any part of this newsletter requires the written permission of the authors(s).

©Macintosh is a trademark of Apple Canada. Other products mentioned in this newsletter are assumed to be trademarks of their manufacturers/distributors.