

# DoubleClick

December 2004



In This Issue  
Various and Sundry  
The Year in Review



## Executive Contact List

Please feel free to contact any of the following individuals if you have comments or questions relating to Macintosh Users East or Macintosh computing in general.

Position/Name	Phone#
President Jim Foster	Hm: (905) 433-0777 Courtice Email: jimfoster@mac.com
Apple Liaison Bruce Cameron	Hm: (905) 983-9205 Orono Email: rbcameron@rogers.com
Treasurer John Kettle	Hm: 905-404-0405 Oshawa Email : hjke@pteron.org
VP Programs Len Clement	HM: 905-404-9984 Courtice
Logistics C. Greaves & M. McCarthy	Email: cgreaves@i-zoom.net
Secretary Helen Alves	Email: helenalves@sympatico.ca

Macintosh Users East [MaUsE]  
eMail: mause@mac.com  
208 Winona Avenue, Oshawa, Ontario, L1G 3H5 Canada  
MaUsE Message Line: 905-433-0777

## Small Print

What you are looking at is the latest edition of the Double Click monthly newsletter from the Macintosh Users East, (MaUsE), a motley collection of old and new Mac users who reside in Southern Ontario with a motley collection of old and new Macintosh computers. What more do you need to know ? Oh, yes. This Newsletter is created this month by Michael Shaw, Double Click Editor, on old Sonnet-powered G4 PCI 9600/800 PowerMac and an antique Macintosh clone, a 800 MHz G4 Daystar Genesis MP 800+ running OSX v10.2.6.

Submissions from MausE Club members, 'though rarer than hens' teeth, are always welcome. Send them to: michael\_shaw@sympatico.ca. I have never refused a submission yet. There's always room for another piece on ANY Mac-related topic and I'll make room if there isn't. I would like your submissions. But I won't beg.

Apple, Macintosh, and the Apple logo are trademarks of Apple Computer, Inc., registered in the U.S. and other countries. The MaUsE (Macintosh Users East) is an independent user group and has not been authorized, sponsored, or otherwise approved by Apple Computer, Inc.

**The next meeting will be held at Faith United Church on Nash Road in Courtice Ontario, at 7:30 on January 28th, 2005**

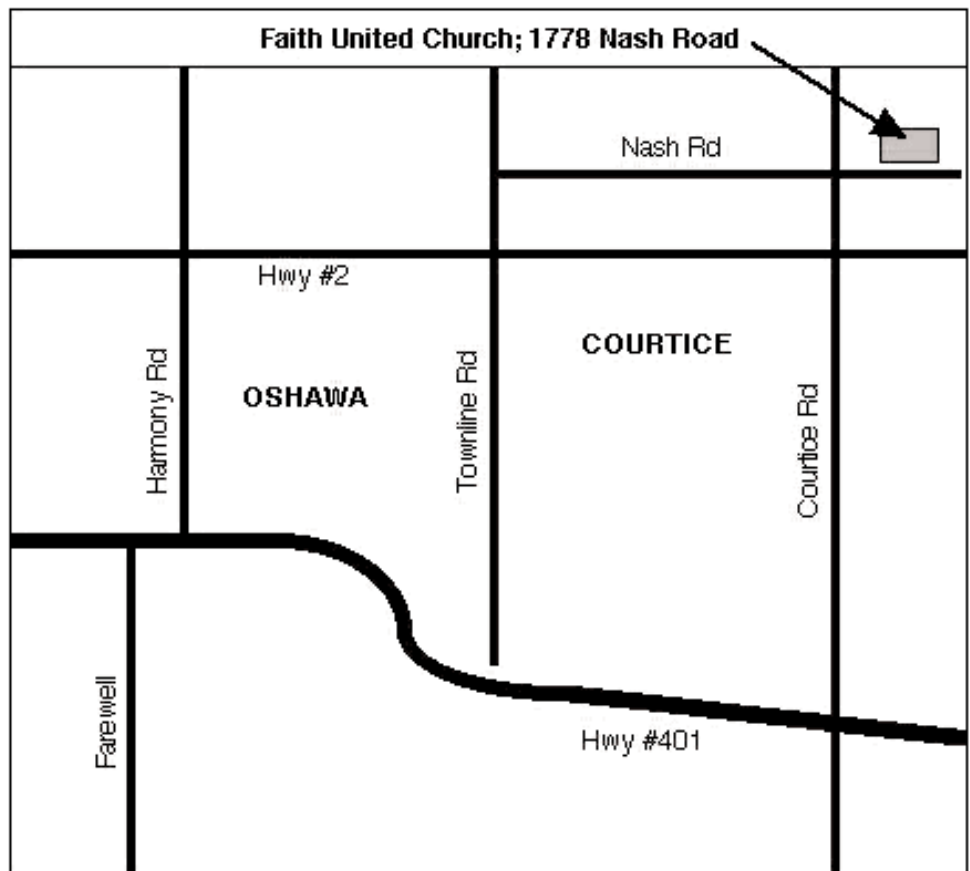
.....

## Double Click

Double Click on the web at:  
**www.mause.ca**

Double Click Editor  
Michael Shaw  
Hm: (905) 576-2097 Oshawa

Email:  
michael\_shaw@sympatico.ca  
fat\_idle\_bastard@yahoo.ca  
**wazooster@gmail.com**



# Rewind from PowerOn

I was casually cruising the Macintosh utilities category on eBay, as I have been wont to do, and saw an excellent bargain. With only a few hours left in a seven-day auction nobody had bid on an unopened copy of Rewind, Power On Software's incredible safety-net utility that made its debut at Macworld Expo 2000 in New York, and was selected as Best of Show in the software category. I remember hearing about this program at the time but for \$130.00 Canadian (US \$99.00) plus GST & PST I gave it a miss. There is nothing really very important on any of my computers and I never accidentally delete anything. Anyway, when I saw that the auction was six days and twenty-three hours into a seven-day auction and the seller had foolishly listed the package for one cent in order to get the bidding going I decided to risk it and I bid a dollar for this program. Since mine was the ONLY bid all I had to pay was the one Yankee cent in order to get it, plus US \$6.75 for postage.

A panel of experts from Macweek.com awarded the coveted honor to Power On Software for its amazing and innovative software technology breakthrough. Rewind protects against catastrophes, disasters, and user error that can spell the difference between success or failure, and adulation or humiliation. Rewind, based on several patent-pending technologies, gets users out of a bind by permitting them to merely click the program's Rewind button. The software then magically transports the user back to the instant before the problem occurred. What if you had two versions of a spreadsheet and saved the wrong one? Or if you accidentally deleted the perfect picture of your kids? Or wrote over your Masters Thesis and didn't realize it until a week later? Wouldn't you want a one-button way to fix it? A way to go back in time?

Rewind can reverse even the bleakest-looking situations and rescue users from potential tragedy. Using Rewind merely requires the user to click on the Rewind button. The program then permits the user to return



to the moment just before disaster struck. Typical situations where Rewind can come to the rescue include:

- Accidentally overwriting or deleting a file Important data has been lost and no backup exists
- A virus has infected the entire machine and the virus was so new that no anti-virus software even knew how to detect it, let alone disinfect it
- New application software conflicts prevent the computer from booting
- System files have become damaged, the computer won't start up, and the user doesn't have a System disk
- Virtually any other situation where the computer software had been operating normally until the fateful moment



[Go to larger picture](#)

Winning bid: **US \$0.01**  
Ended: Oct-17-04 18:48:44 PDT  
Start time: Oct-10-04 18:48:44 PDT  
History: [1 bid](#) (US \$0.01 starting bid)  
Winning bidder: [ducati860](#) ( [461](#) ★ )

Item location: Puyallup, WA  
United States /Seattle-Tacoma

Rewind's patent-pending technology remembers ALL the data that has been modified on a user's disks, allowing users to return to previous versions of documents, applications, or entire disks, with a single click on the Rewind button. And Rewind's breakthrough (and also patent-pending) Emergency Startup Mode allows users to reboot from their hard disk even if they have deleted or damaged the entire System Folder! Rewind is a technological tour de force combined with an elegant and familiar interface. A simple on-screen calendar permits users to travel back in time by pointing and clicking at a date and time. Rewind is completely transparent, working unobtrusively in the background.

- 1. Rewind allows you to rewind your entire hard drive to a previous state. Restore your hard drive to any time before your computer messed up.
- 2. Rewind allows you to rewind individual files to a previous state. Get back the file you had before it got messed up.
- 3. Rewind provides an "Emergency Startup Mode" for when your system will not boot and you don't have a CD.

To use Rewind you must have a PowerMacintosh with a hard drive formatted in HFS+. The "Get Info" box will tell you information about how your drives are formatted if you don't know or aren't sure. When you erase a disk or drive, the Format window pop-up menu may give you choices that include Mac OS Standard (HFS) and Mac OS Extended (HFS+). Mac OS Standard formatting is compatible with all versions of the Mac OS. But Mac OS Extended is only compatible with OS8.1 or later. If you format a hard disk with Mac OS Extended (HFS+) you can't use that disk with computers that use OS8.0 or earlier.

After the Rewind installation and restart of your computer, Rewind starts a setup assistant to aid in configuration. This is where you can create your "Emergency Startup Disk". The default setting for the disk is 100mb, but you can resize it. The default startup key for the disk is "R" other choices are "E" or "S". Once you click on the create button, Rewind copies a minimal system folder and a copy of the Rewind application along with copies of Apple Disk First Aid, Apple

DiskCopy and other select utility applications on your hard drive if they are present.

The next screen is the disk protection window. Select the disk you want Rewind to protect, enter the percent of hard disk space you want Rewind to use for archiving files. A minimum of five percent is required. This completes the Disk Protection screen. The next screen is the AlwaysOn feature window. Basically, when you restart your Macintosh with the shift key depressed all extensions are turned off. With AlwaysOn enabled you will be prompted with a dialog each time you start up with your shift key held down, asking if you would like to leave Rewind enabled. After these settings are entered Rewind is on the job keeping track of your computer.

Rewind earns its keep by solving problems relating to software installation that has gone wrong, or a corrupted system folder, or a trashed file or folder that you desperately need back. Rewind installs an alias of itself in the Apple menu, use this to launch Rewind. The splash screen comes up with three options, Rewind Disks, Rewind Files, Emergency Startup Mode.

Click on the Rewind Disks button, and the Rewind Disks window comes up. Click on the day, and month, and select the time or event you would like to Rewind your hard disk to. Click on the Rewind button, and the program goes to work restoring your hard drive to this state. Once it is finished a dialog box comes up with a restart button. That's it, your hard drive has been restored. Rewind Files allows you to Rewind a single file or folder and associated files. The Rewind Files window has two tabs, Modified Documents and Emptied Trash. Modified Documents displays documents you have created, opened or saved. Emptied Trash displays items that were emptied from the trash. There is also an Advanced tab that is turned on from the preferences menu and displays all items modified on your system. You can filter through all the files to find the one you are looking for. The procedure does not require the restart of your computer.

## January Exec Meeting

There will be no MaUsE Membership Meeting in December, as you know. There was no MaUsE Exec Meeting in December either. The next Exec Meeting is tentatively scheduled for January 5th, 2005 at the home of Michael Shaw. It was announced at the November Membership Meeting that the elections for the 2005 MaUsE Exec would be omitted this year because everyone on the Exec is agreeable to continue for one more year at their posts and nobody in the Club is complaining or asking to take over any executive positions.

## POWER CHARGE

(1000691 Ontario Inc.)

Toner Cartridge Remanufacturing  
and Imaging Supplies

**APRIL NABEEH**

Tel: (905) 433-1106 Fax: (905) 579-1469

FREE PICK UP & DELIVERY

## DoubleClick CONTEST WINNER Announcement DELAYED

The Double Click has provided a new unregistered copy of **FWB Hard Disk Toolkit PE** for the best article submitted this month by a MaUsE Club Member. The name of the winner will have to wait until we actually do receive any article of any description, good, bad, or indifferent.

# MicroImage

...plus

Your Macintosh products specialist in Durham.  
Apple hardware, software and all other products to  
enhance your Mac.


Tel: 905-831-0699  
miplus@rogers.com



Authorized Value Added Reseller [www.microimageplus.com](http://www.microimageplus.com)

# Data Safety Suite

Oh, boy I'm luck !. I also picked up the PROSOFT Data Safety Suite (DSS), another incredible neglected bargo on eBay for only one American dollar. This is not a surplus copy but the absolutely latest version, with Panther OSX v10.3.2 on it so it will power up my new G4 iBook.



[Go to larger picture](#)

Winning bid: **US \$1.00**  
Ended: Oct-08-04 20:34:35 PDT  
Start time: Oct-01-04 20:34:35 PDT  
History: [1 bid](#) (US \$1.00 starting bid)  
Winning bidder: [ducati860](#) ( [461](#) ★ )

Item location: Pflugerville, Texas  
United States /Austin

Product Name	Delivery Method	Qty.	Each	Sub Total	
1. Data Safety Suite	CD and Download	1	\$149.00	\$149.00	<input type="button" value="Update"/>
<b>Total (minus possible shipping and sales tax):</b>				<b>\$149.00</b>	

This version is still available directly from PROSOFT on the internet for US \$149.00 so I have no idea why the seller would have it for sale or price it so low, or why nobody else jumped on it, but again I was the only bidder and got the software for the ridiculously low price of \$1.00 plus \$7.00 postage.

Data Rescue is the leading data recovery software for the Mac. Do you have a corrupt hard drive or one that no longer mounts? Are other tools failing to even recognize your bad drive? Did you accidentally delete pictures from your digital camera? Data Rescue is the best data recovery utility on the market for recovering files from a problem hard drive. Other utilities can cause more damage to your hard drive and files by trying to 'fix' the problem, instead of focusing on recovering your files. Do not use a repair utility until you've safely recovered your important files over to a safe location. Data Rescue should be your first option to recover your important data, before you try any risky "repair" utility. An optional emergency bootable CD is also available. Data Rescue can now recover deleted digital pics from your camera media after you've deleted them or even re-formatted your camera media card..

Why Do I Need Data Rescue? If your hard drive won't mount If your hard drive is corrupt and you can't get files from it You accidentally deleted pictures from your digital camera You accidentally reformatted your digital camera media. With Data Rescue you can even recover your valuable songs from a corrupt iPod

Focusing on data recovery, instead of hard drive repair, Data Rescue will work in more cases, recover more effectively, and deliver your files in better condition than other utilities you may have tried in the past.

Data Rescue analyzes your entire hard drive looking for your data, then it meticulously re-assembles your files and stores them to a different location. Drive recovery in a box: Recovers files from hard drives even if they fail to mount or only partially operate. Recovers all types of files, including their data, icons, dates, and folder hierarchy. Data Rescue can now recover deleted digital pics from your camera media after you've deleted them. Award-winning, even works when other utilities have failed. Recover your whole drive or just the files you need. Leaves the original disk untouched to preserve data. Professional results, yet easy to use

Data Backup: Award-winning, easy to use backup utility for the Mac. Everyone should be backing up their important data before a hard drive disaster occurs. Data Backup makes it easy to backup to FireWire and USB drives, network drives, CDs and even DVDs. Make schedules so you don't need to 'think' about backing up... It does it for you.

Wouldn't it be nice if there were a backup utility that had the power that sophisticated users needed yet was as easy to use as the Mac OS finder? The answer is Data Backup. Data Backup is a

powerful backup utility that has raw power yet is simple to use, so that even a new computer user won't be intimidated by its long list of features. By separating basic functions from advanced features, Data Backup will save your valuable data with just a few mouse clicks, allowing you the luxury to sleep better at night. Data Backup includes **simple** backup and restore functions as well as **advanced** scheduling options.

### Basic Operations

Backup - simply drag your files and folders into Data Backup and select a destination drive and go!

Restore - select the files and folders you want to restore, just like backup, but reverse the to and from folders. You can backup to or restore from any mounted drive including CD, DVD, ATA, SCSI, FireWire, USB, or networked volumes.

### Advanced Operations

Bootable Backups - Clone your bootable drive to make a completely bootable backup. Be up and running quickly if your main drive crashes

Schedules - automatically run any Data Backup task on a specific days, dates or other recurring basis

File Exceptions - specify files that are to never be backed up (such as system files or applications)

Mirror Backup - creates an exact copy of a folder or a disk

Versioned Backup - creates an exact copy of a folder or a disk, and saves older versions of the data to provide an evolution of the backed-up data

Incremental Backup - copies all files that have been modified since the last backup.

Options Synchronization - makes two folders identical by copying missing files and replacing older files with newer files


Compression - backup and restore can automatically compress your data, or you can compress data on your computer to save hard drive space.

Data Recycler: Instant Undelete for OS X  
Whether you need to recover files you've deleted or secure your deletions by shredding, Data Recycler is perfect for you. Once loaded on your machine, you can recover subsequently deleted files in perfect condition - it even

protects pictures in iPhoto. Use the new shredding option for eliminating those sensitive documents. Simply install Data Recycler, enable your protection preferences and go!

Your system is now protected against accidental file deletion! If you delete a file on accident, just find your file in the Data Recycler recovery window and undelete it. Your file is back -its that simple. Includes shredding option which follows the U.S. Department of Defense spec to ensure sensitive file deletion.

Three levels of protection ensure data remains safe Groundbreaking technology allows for constant monitoring with minimal impact to the operating system Protect files up to half the size of your drive. Once protected, files remain protected even if the computer is turned off. Search feature which allows searching through the deleted file list based on name, date and size new! Support for RAID drives. Captures Apple iPhoto deletes . Captures files overwritten by the Finder. File shredder meets and exceeds US DoD standards . Desktop shredder icon. Flexible Data Recycler allows you to set the amount of protection you desire and the levels of protection can be enabled or disabled independently. Protects every recently deleted file that will fit into the protection buffer and you can set the size of the protection buffer to suit your needs Data Recycler protects your internal drive as well as all the external read/write drives on your system including FireWire, SCSI, ATA, and USB drives You can have different preference settings for each of your drives You can clear the protection buffer at any time to maximize the free space on your drive



# Disk Warrior 3.0

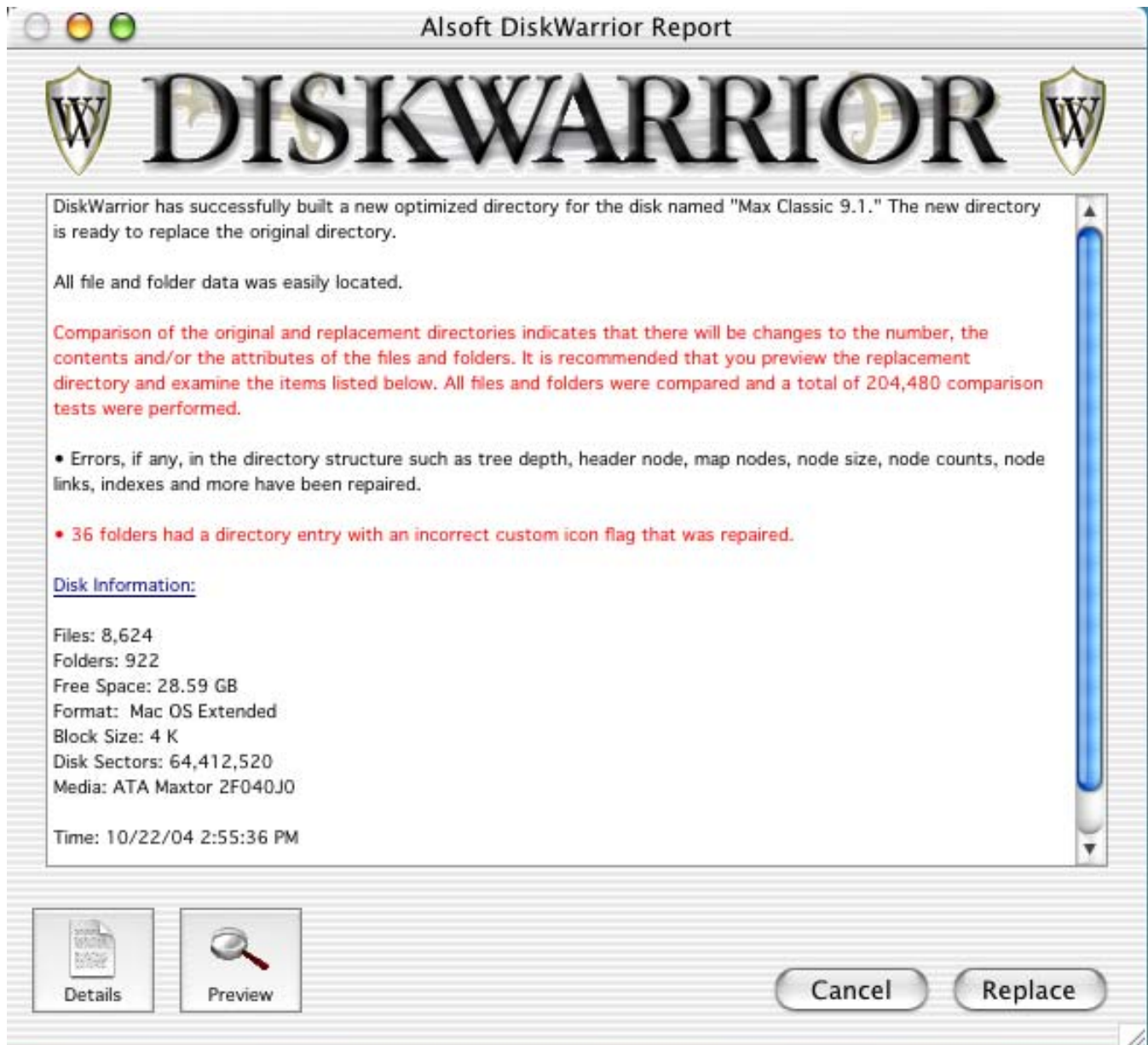
One of the utilities that NEVER sells cheaply on eBay is Alsoft's DiskWarrior. DiskWarrior is the most highly decorated Mac disk repair utility ever. It repairs disks that no other program can repair. New hardware monitoring helps protect your data from drive malfunctions. My experience with DiskWarrior has been that when many other utilities, including the Disk First Aid, Tech Tool and Nortons Utilities cant fix a drive because they can't find it or mount it, DiskWarrior can help. If one partition of a partitioned drive can't be found or mounted because of directory problems, DiskWarrior can see the drive partition and construct a new directory for it without losing any of the data on it. Without DW I'd be looking at erasing and reinitialising the drive.

## What is it ?

DiskWarrior is the safest, the most technologicaly advanced, and the most powerful utility to eliminate directory damage available for any computer. DiskWarrior uses a different approach to disk directory repair than other programs. DiskWarrior is not a disk repair program in the conventional sense. Instead of patching the original directory, it uses a patent-pending technology to quickly build a new replacement directory using data recovered from the original directory, thereby recovering files and folders that you thought were lost and that no other program could recover.

## How does DiskWarrior recover data no one else can?

At Alsoft, they know that the most important thing when you are attempting to repair your disks is





getting your data back. That's why the first thing DiskWarrior does is it scavenges your original directory to find all the file data it can. It then uses this data to build an entirely new replacement directory. DiskWarrior is the only product that finds all of your data. Its patent pending method always results in a perfectly rebuilt directory without any errors and that contains all of your file and folder data.

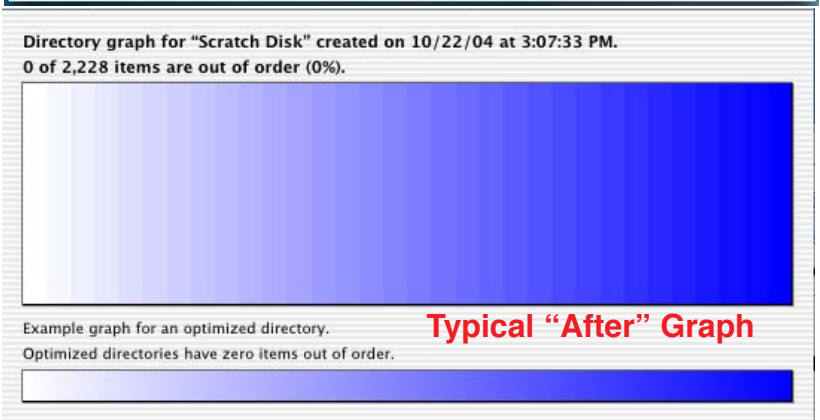
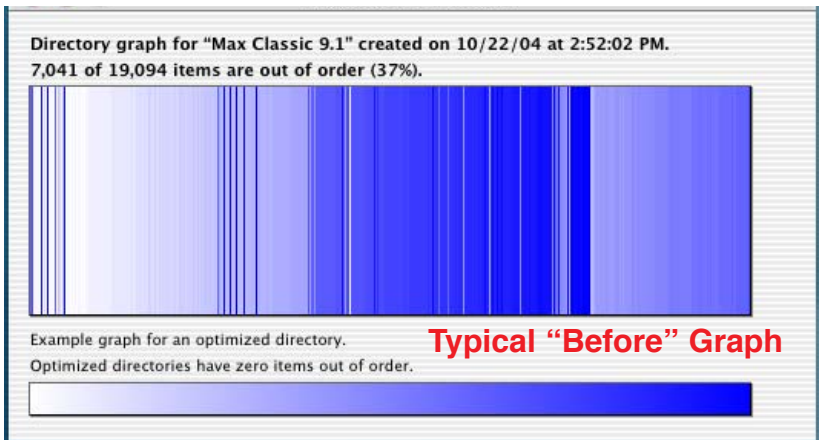
### How does DiskWarrior safeguard data from hardware malfunction?

Hardware failure presents a potential threat to your data. When a drive mechanism fails, the data on the drive can be lost, with an expensive data recovery service your only option to retrieve your data. DiskWarrior can be used to activate internal diagnostics that are built into disk devices to help determine if a drive is in danger of physical malfunction. If the potential for failure is indicated, DiskWarrior will notify you, giving you the opportunity to back up your data before the drive fails. These tests can be executed manually, or you can choose to have the tests run automatically every hour, day, or week. DiskWarrior also provides several notification options should the diagnostics report a problem.

### Why do I need DiskWarrior?

DiskWarrior is the only program where there is never a risk of losing directory data and thus never a risk of losing access to your files. Only DiskWarrior has all of these features:

- Uses directory data to quickly rebuild the directory structure
- Eliminates risk of losing access to files: other disk "repair" utilities attempt to fix the directory by patching the directory structure and risk deleting sections of the directory
- Scavenges directory to find all salvageable file and folder data, even data contained in damaged nodes
- Eliminates unseen directory errors, preventing minor directory errors from escalating into major problems
- Recovers lost files and folders
- Optimizes directory for maximum directory performance, speeding up overall disk performance



- Monitors drive hardware for potential drive failure
- Verification of replacement directory ensures data integrity
- Comparison of original directory with replacement directory tells you which files and folders may have been affected by directory damage
- Patented preview feature to view what the disk will look like after the directory is rebuilt, allowing



you to view files and folders before any directory changes are written to disk

- Repairs damaged boot blocks and blesses the system folder to ensure that the computer will start from the repaired disk
- Checks custom icon files for corruption, eliminating a common cause of system crashes
- Repairs problems with wrapper volume System files caused when HFS Plus disks are initialized under Mac OS 9.0 - 9.0.4
- Safely permits interruptions of any kind, including



The directory of the disk "Max Classic 9.1" was successfully rebuilt. Do you want to save the report for this disk?

DiskWarrior found problems and the report was not saved. The report is a useful reference.

Don't Save

Save

- power outages Advanced "Verify Reads and Writes" technology protects your data
- Supports bad block sparing software
- Supports file journaling (Mac OS X 10.2.2 or later)

## Apple in the News

***"There could be over the next several years 50 million or 100 million iPods in the market."***

Gene Munster, Analyst with Piper Jaffray Cos. quoted from the Toronto Star

Although most PC computer magazines hardly ever mention Apple computers and related Apple products, they are certainly appearing on TV shows and in movies with a startling regularity. There has been a lot of amazing news lately not only from Apple Computers but also about Apple Computers.

In the Business section of the November 23, 2004 Toronto Star, page D6, there was a report that Apple stock prices have soared to a four-year high on news from a market analyst who said that sales of the iPod are boosting sales of other Apple products. Apple has 92% of sales of hard disk-drive music players. Based on their survey which indicated that 13% of iPod owners had either already switched to an Apple computer or intended to, the report from Piper Jaffray expressed high hopes for the future of Apple computer sales and the future value of Apple stock.

Apple has sold 5.74 MILLION iPods since October 2001 and of that number, over 2 MILLION were sold in the quarter which ended September 25, 2004, so it would appear that sales are now escalating at an amazing rate.

iPod sales in the latest quarter accounted for 23% of Apple's total sales, compared with 7% in the same quarter a year earlier. The same article indicated that Apple's iPod sales in the present October to December 2004 quarter are expected to reach another 3.6 million units, more than have sold in the previous three quarters of 2004. Customer satisfaction with the iPod is running at over 99% and all of this activity is expected to generate even more awareness of Apple products and increased sales for the new G5 iMacs released in mid-september.

# Special Guests at the November MaUsE General Meeting



Just like last year Bill Helman of Grabil Technologies and the Barlows from MicroImage Plus came to the November 2004 meeting and brought along hundreds of Mac Bargains to show & sell. They sponsored the Raffle by providing a big pile of boxed software and some other items to make the November Raffle one of the best ever.

# iCleaner Ultra Pro iPod / iBook Cleaner Kit

Both Caro and Laura have become addicted to their iPods. The only issue that we have with them is that Caro's has started to look really ratty since she started carrying it in her purse. The white plastic front, the widow, and the shiny metal back are all looking scuffed and unsightly.



Irma went on the internet and found at <[www.ipodcleaner.com](http://www.ipodcleaner.com)> a list of products from a company that markets an iPod / iBook Cleaner kit in several configurations. For US \$35.00 she bought the Ultra Pro kit pictured here with scratch remover, polishing cloths, maintenance polish and a paste for polishing out deep scratches. Each of the cleaners or polishes works differently and must only be used as indicated on the correct material surface in order to achieve the optimum results.

iCleaner is a non-abrasive alcohol free cleaner that removes scratches from the plastic of your iPod (including the brand new 3rd Generation) or white iBook's scratch prone surface. The iCleaner Pro includes one of the most advanced polishes on the market, it is so powerful that it will remove the scratches and swirls from the metal back of your iPod without harming the laser engraving, and will even get deep scratches out off the white plastic surfaces.

This kit includes: iCleaner Scratch Remover, iCleaner Maintenance Polish, iCleaner Deep Scratch & Back Polish, one Terry Cloth Towel & two iCleaner Super Cloth's. Other iCleaner kits sell for less and do not include the deep scratch polish. For iBooks, with no metal case parts, the metal polish is unnecessary. On the <[www.ipodcleaner.com](http://www.ipodcleaner.com)> website there is a fully illustrated instruction manual on how to use each of the components included in the iPod / iBook cleaner kit. The mildly abrasive deep scratch metal polish is especially effective for removing marks on the back of the iPod caused by contact with other metal objects.

If you have an iPod or an iBook, as just about every hip person does these days, you should take special care to protect it so it doesn't get ratty-looking, but if it does pick up a few scratches or marks from sharing your purse, backpack or pocket with keys and other assorted stuff, its nice to know that there are specialty products out there to restore the cosmetic appearance of your Apple device.



# iPod Armor

Caro's iPod looks like its been through the wars. The iPod cleaner kit can repair some of the damage but I realise now that she should have put the iPod into a foam-ribbed padded metal can as soon as she got it. The iPod Armor item on this page is exactly that. (My wife bought one of these for Caro, and spoils her shamelessly. I bought her the iPod, which is a necessity, but Irma bought the iPod Armor, which is a luxury).

The iPod is held in a snug grip by the black rubber insulation pads and the entire iPod is enclosed



except for the power button and the port for the headphones. The white metal box is extremely strong, rigid and lightweight with a robust metal hinge along the bottom. The black foam rubber fully covers the back, front, sides and bottom of the interior of the case and is designed to hold the iPod securely in a tight grip. The fit is so very close and the rubber inserts are sufficiently stiff that the iPod must be forced into the case. The iPod is secured closed in the shell and the case locks via a white plastic clip mechanism at the top that acts

as a detente button to secure the two halves together. There is no danger of it flopping open accidentally and the iPod must be pried out to remove it.

The greatest protection is around the corners, where the iPod is prone to damage if dropped. The iPod Armor is extremely strong in these areas and the corners are all smoothly radiused to diffuse stress points and resist deformation from impact.

If these iPods were less than a hundred dollars each an item like this would probably cost a lot less, but since the new iPods are selling like crazy for \$429.00 and \$559.00 Canadian for the MP3 player (and \$680.00 and \$799.00 for the new "iPod Photo" type that does pictures as well as songs), a sturdy metal protective case is a good idea.

The back pages of Macworld magazine already list a huge selection of after-market products to enhance your enjoyment of your iPod and we can expect to see even more neat accessories like this coming to the market every month as iPod sales accelerate.



## Now Open: The iTunes Music Store for Canada.



Free download  
for Mac and Windows

Download now

700,000+ songs  
99¢ a song

## More Apple in the News

The long-awaited **iTunes Music Store for Canada** opened in the first week of December, 2004. Apparently the prices for downloading tunes from the Apple site appear to be cheaper than American iTunes music prices on the American Apple.com site, (and isn't that a nice surprise), to the tune of about a dollar per CD.

To find out how to set up your iTunes and One-Click accounts for downloading and paying for music in Canadian funds go to the Apple.ca website and click on the iPod and iTunes tab.

## MaUsE Lending Library

We have several books and other material available for the use of the membership if anyone wants to borrow an item. We have:

- Book & DVD: Final Cut Express 2, presently on loan to Chris. Greaves
- Book & CD: Photoshop for Photography, available
- Book: Personal Photocoach, available
- Desktop and Portable Systems & CD, available
- Adobe Video and Audio Solutions DVD, available
- Total Training for Adobe Photoshop CS, seven-DVD set, available

Contact Michael Shaw to borrow any of these books or disks.

# Durham Personal Computer Users' Club

Meets on the 2nd Thursday  
of each month at Faith United Church,  
1778 Nash Road, Courtice

[www.durhampc-usersclub.on.ca](http://www.durhampc-usersclub.on.ca)



## December 2004 MaUsE Meeting

Our technical presenter for the December was Bruce Cameron. He brought all the hardware and software programs he needed to show us how he could take a few analog tracks off an old scratched-up Cheech & Chong LP as played on a record player turntable and convert it into a digital file on a Macintosh computer that could be cleaned up, converted from an AIFF file to an MP3 and exported to an iPod or burned onto a CD to be played in any commercial CD player.

